



KGS-1064-BP



Industrial Managed 10-Port L2 Gigabit Ethernet 802.3bt PoE Switches with 2 dual-speed SFP Slots

Product Highlights:

- Web, telnet, SNMP managed
- IPv6 support
- SFP dual speed support
- 8 IEEE 802.3bt PSE ports
- RSTP, STP, MSTP support
- Multi redundant ring support
- IGMP & MLD snooping
- PoE PSE redundancy
- OPA function
- ALS function
- Built-in 240W DC-DC converter

Key Features:

- Eight 10/100/1000Mbps RJ-45 and two dual-speed SFP slots
- All copper ports support auto-negotiation and auto-MDI/MDI-X detection
- All copper ports are equipped with IEEE 802.3bt-compliant PoE PSE
- Two SFP slots support dual speed for 100BASE-FX and 1000BASE-X SFP transceivers
- Full wire speed forwarding
- Supports 802.3x flow control for full-duplex and backpressure for half-duplex
- Supports SFP with Digital Diagnostic Monitoring (DDM)
- Provides PoE PSE redundancy function
- Provides fiber optical power alarm function
- Provides Automatic Laser Shutdown function

Management Features:

- Management:
 - HTTP/HTTPS/SSHv2/CLI telnet/CLI console/SNMP v1/v2c/v3/RMON
 - DHCP/DHCPv6 client, DNS client, NTPv4
 - IPv6 support, System Syslog, Configuration down/upload, Software upload
 - KTI's private MIB for DDM monitoring, Remote boot, TFTP firmware update via SNMP

Security:

- NAS, 802.1X, MAC-based/Web/CLI authentication
- IP MAC binding, TACACS+, IP source guard


Layer 2:

- QoS, 802.1Q/MAC-based/Protocol-based/Private/IP subnet VLAN, Port Isolation
- Storm control for UC/MC/BC packets, Static MAC configuration
- IGMP v2/v3 snooping, MLD v1/v2 snooping, DHCP snooping
- Multiple Spanning Tree - MSTP, RSTP, STP

KTI's Auto Multi-Ring (KAMR) Technology:

- Fast failover response time
- Auto recovery when failure is repaired
- Supports up to Five redundant rings
- Works with RSTP network
- Supports ring member status monitoring for up to 100 unit

KGS-1064-BP Ports





Compatible PD support:

802.3af	802.3at	802.3bt	KTI PoE++	PD Class	Max. (W)
•	•	•	•	0	15.4
•	•	•	•	1	4
•	•	•	•	2	7
•	•	•	•	3	15.4
	•	•	•	4	30
		•		5	45
		•		6	60
		•		7	75
		•		8	90

EMI EMS Safety Environmental Tests:

Test	Standard	Specifications
FCC/EMI	FCC Rule Part 15	Class A
CE/EMC/EMI	EN 61000-6-4	Class A
CE/EMC/EMS	EN 61000-6-2	
ESD Test	IEC 61000-4-2	Air: +/-8KV Contact: +/-6KV
RS Test	IEC 61000-4-3	Strength: 20V/m
EFT/BURST	IEC 61000-4-4	DC IN: +/-2KV Signal: +/-2KV
Surge Immunity	IEC 61000-4-5	DC IN: +/-1KV Signal: +/-2KV
CS Test	IEC 61000-4-6	Level 3
Magnetic Field Imm.	IEC 61000-4-8	50/60Hz 30A/m
Railway Applications	IEC 50121-4	
Surge Immunity	IEC 61000-4-5	DC IN: +/-2KV Signal: +/-2KV
Magnetic Field Imm.	IEC 61000-4-8	0Hz, 300A/m
Safety	IEC 62368-1	
Dielectric Voltage	IEEE 802.3	TP, 1500VAC/60sec.
Insulation Resistance	IEEE 802.3	TP 500VDC/10Mohm
Cold Test	IEC 60068-2-1 Ad	-40°C, 72hrs
Dry Heat Test	IEC 60068-2-2 Bd	+70°C, 30%RH, 72hrs
Damp Heat Test	IEC 60068-2-3 Ca	+70°C, 95%RH, 72hrs
Storage Test	IEC 60068-2-48	-40°C, 96hrs +85°C, 95%RH, 96hrs
Vibration Test	IEC 60068-2-64 Fh	10-200Hz, 0.1g ² /Hz 200-500Hz, 0.03g ² /Hz
Shock test	IEC 60068-2-27 Ea	50G

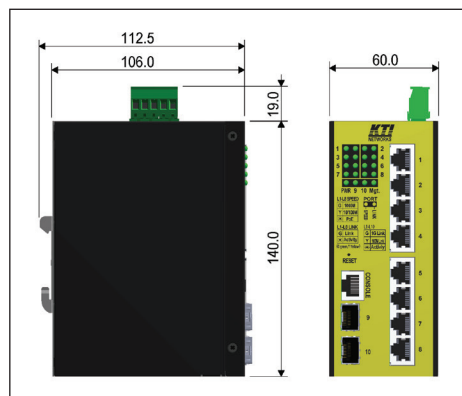
Specifications:

Standard	IEEE 802.3, 802.3ab, 802.3z, 802.3x, 802.3af, 802.3at, 802.3bt, 802.1x, 802.1w, 802.1D, 802.1Q
Network Ports	8 10/100/1000Mbps Gigabit copper ports 2 1G/100Mbps SFP slots
Copper Port	Shielded RJ-45, 10/100/1000Mbps, auto-negotiation, auto-MDI/MDI-X support, auto polarity reversal
SFP Slots	SFP connectors, Interface: 1000BASE-X and 100BASE-FX support
Console	Connector: Shielded RJ-45, Interface: RS-232 with Galvanic isolation
Network Cables	10/100/1000Mbps copper: Cat.5 up to 100m 1000Base-X: 62.5/125µm, 50/125µm MM fiber, 9/125µm SM fiber
Power over Ethernet	IEEE 802.3bt compliant PSE 240W max. shared by all ports
PoE Management	Software management for aggregated output up to 240W
PoE Protection	Under voltage protection, Over voltage protection, Over current detection
MAC Addresses	Table with 8K entries
Buffer Memory	4Mbits
LED Indication	Per unit: Power, Management status Per port: Speed, link/activity/PoE status Per SFP: Speed/link/activity status
Relay Output	Alarm: power failure, specific port link fault, OPA alarm Interface: 3 terminal contacts (30VDC/1A or 120VAC/0.5A max.)
DC Power Input	Terminal block: +/- contacts Operating voltage range: +12 ~ +60VDC (General applications) Operating voltage range: +45 ~ +57VDC (PoE applications) 250 Watt max.
Power Consumption	10W max. (Full load with no PoE support) 250W max. (with PoE function)
Housing	Enclosed metal with no fan
Dimension	60 x 106 x 140 mm (WxDxH)
Mounting Support	DIN-Rail, Panel Mounting (Optional)
Environment	Operating Temperature: -30°C ~ 70°C Storage Temperature: -40°C ~ 85°C Relative Humidity: 5% ~ 95% non-condensing
Approval	FCC Class A, VCCI Class A, CE mark Class A, EN62368-1 safety EN61000-6-4 emission, EN61000-3-2, EN61000-3-3 EN61000-6-2 Immunity for industrial environment EN 50121-4 Railway environment IEC 60068-2-64 Vibration, IEC 60068-2-27 shock test

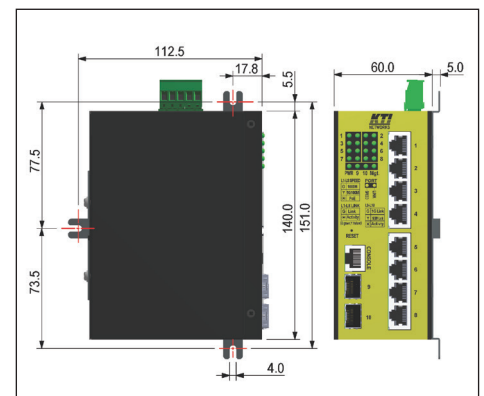


Katron Technologies Inc.
15F-7, No. 79, Sec. 1, Hsin Tai Wu Rd.,
Hsi-chih District, New Taipei City, Taiwan
Tel: 886-2-2698-3878
Fax: 886-2-2698-3873
E-mail: kti@ktinet.com.tw
URL: http://www.ktinet.com.tw

Trademarks: All brand names are trademarks or registered trademarks of their respective holders.
This information is subject to change without prior notice.



DIN-Rail Dimension



Panel Dimension